

OFFICIAL RULES

# ODYSSEY<sup>2</sup>



---

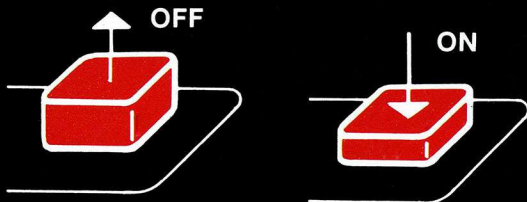
## POCKET BILLIARDS!

Hustle Eight Ball and Rotation  
on this computerized replica of a full size  
slate top pool table!

---

## IMPORTANT!

Always be sure that the power to your Odyssey<sup>2</sup> console is turned off before inserting a game cartridge. This protects the electronic components and extends the life of the unit.



## TO BEGIN:

---

- 1 Insert the cartridge into the slot of the Odyssey<sup>2</sup> console with the label side of the cartridge facing the alpha-numeric keyboard.
- 2 Turn on the power by pressing the power button of the console. SELECT GAME will appear on your TV screen. If it does not, press the RESET key on the alpha-numeric keyboard.




**On-screen colors may vary according to individual TV's color adjustments.**

# POCKET BILLIARDS!

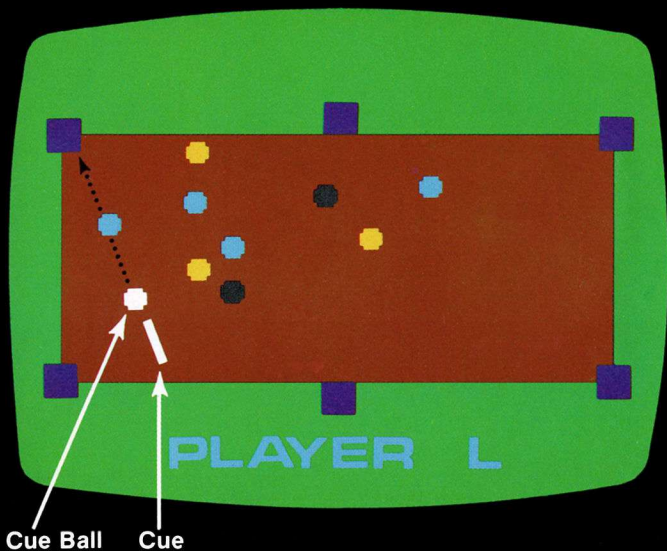
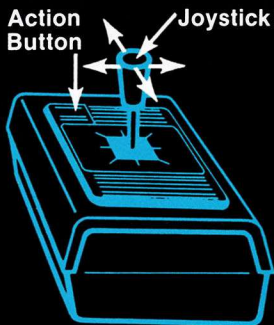
---

(Two players)

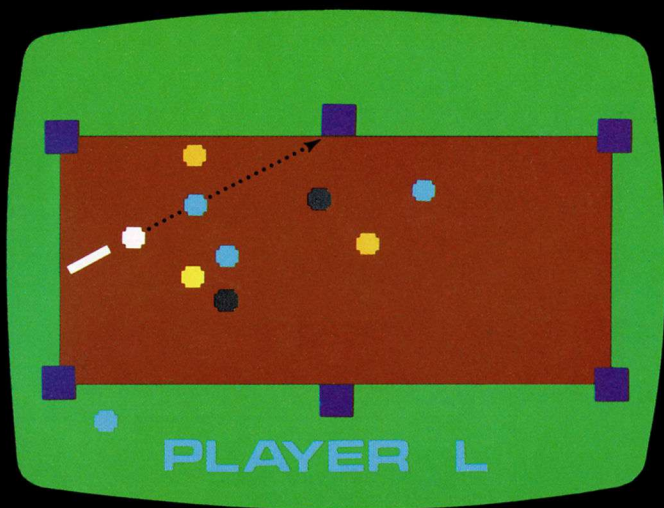
- 1 Press 1 on the alpha-numeric keyboard.
- 2 You are in the spacious, oak paneled game room of your baronial country retreat. A full size electronic pocket billiard table appears on your screen.



- 3 The computer will ask you if you wish to play Eight Ball or Rotation by displaying the names of these games alternatively at the bottom of the screen. Tell the computer which game to rack up by moving the joy stick of either hand control in any direction while the name of the game is on the screen.
- 4 The game of Eight Ball is played with two black balls. The first player to sink either one of the black balls wins.



- 5 If you choose to play Rotation, the two black balls will be replaced by two colored balls. (Lighter shadings on black and white TV.) The player sinking the most balls into the pockets wins.
- 6 The cue will always align with the white cue ball. Rotate the cue to the right by moving the joy stick to the right. Rotate the cue to the left by moving the joy stick to the left.
- 7 Press the action button to hit the cue ball with the cue.
- 8 The longer you keep the action button depressed, the harder the cue will hit the ball and the farther the ball will travel. When the cue ball strikes another ball, you no longer control its momentum.
- 9 The pocketed balls will appear in order at the bottom of the screen.





## 10 GAME VARIATIONS.

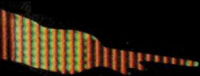

Each player may only sink balls of one color. If a player sinks another player's ball, the game is lost. The first player to sink all the balls of one color wins.

Players sink balls of alternating colors. If a player sinks two balls of the same color in a row, the game is lost. The player who sinks the most balls of alternating colors wins.

The computer will not acknowledge wins or losses in these variations. It is up to the players.

- 11 To play again, press the RESET key on the alphanumeric keyboard and then press 1.





IB3597-1 AA9424

MAGNAVOX  
MAGNAVOX  
MAGNAVOX  
MAGNAVOX  
MAGNAVOX  
**MAGNAVOX**

QUALITY IN EVERY DETAIL